



# **TOURISM, TRADE, AND INVESTMENT (TTI) OPPORTUNITIES IN CENTRAL JAVA, INDONESIA**

Central Java Provincial Government  
Intercontinental Hotel Moscow, 4 August 2017



# WHERE ON EARTH



3.25  
million ha  
land area  
(1.7% of  
Indonesia)

34.67  
million  
total  
population

Consist of  
29  
regencies  
6  
municipalities



West Java

Strategic  
Location

CENTRAL JAVA

East Java

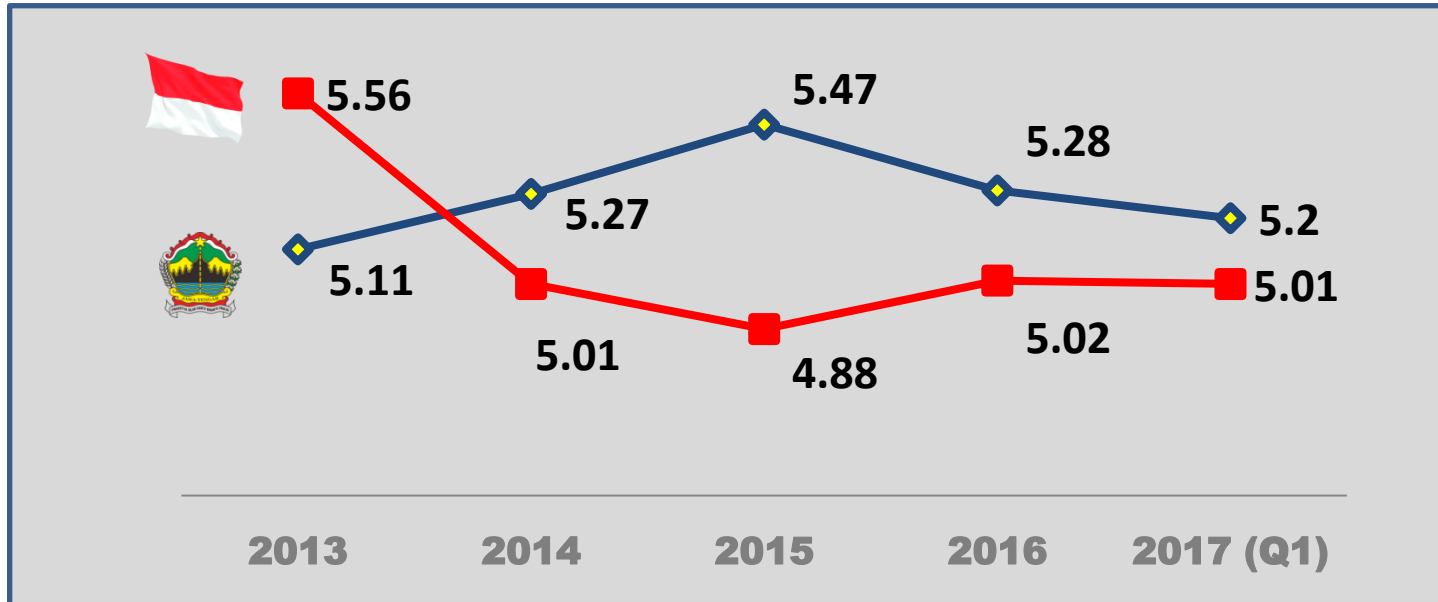


## REGENCY/CITY


City  
Regency  
Capital City



# Economic Growth



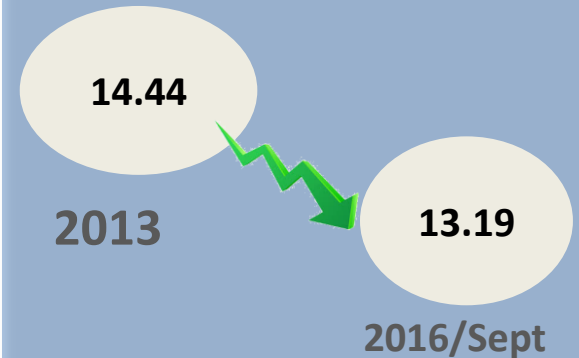
## Inflation (% yoy)



## Unemployment Rate (% yoy)



## Poverty (%)





# TOURISM

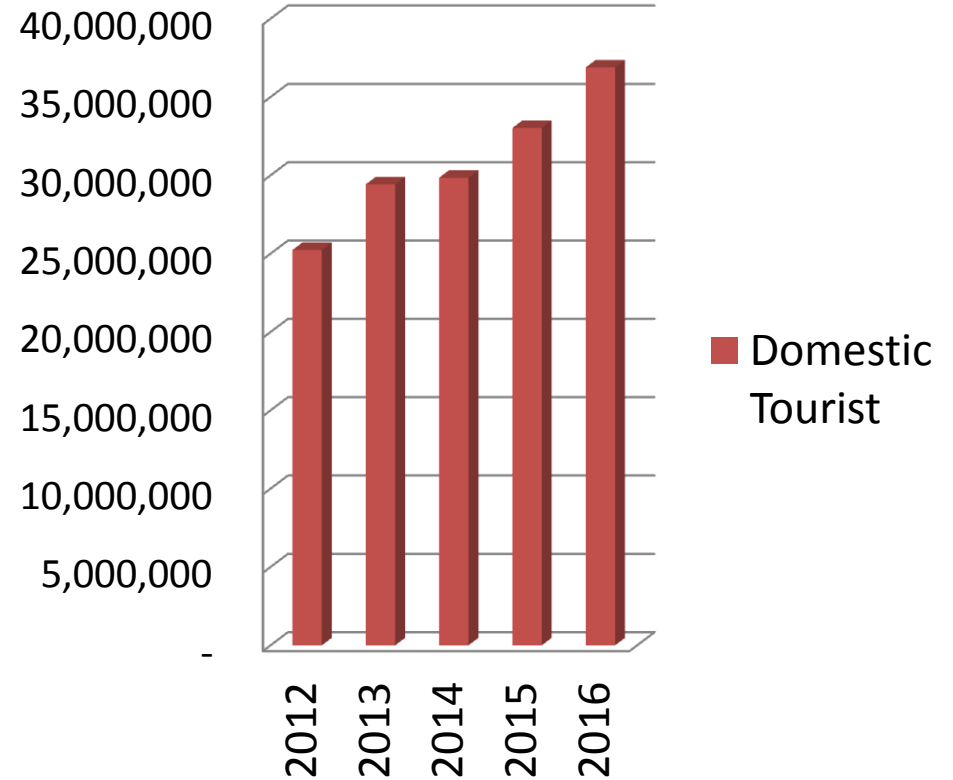
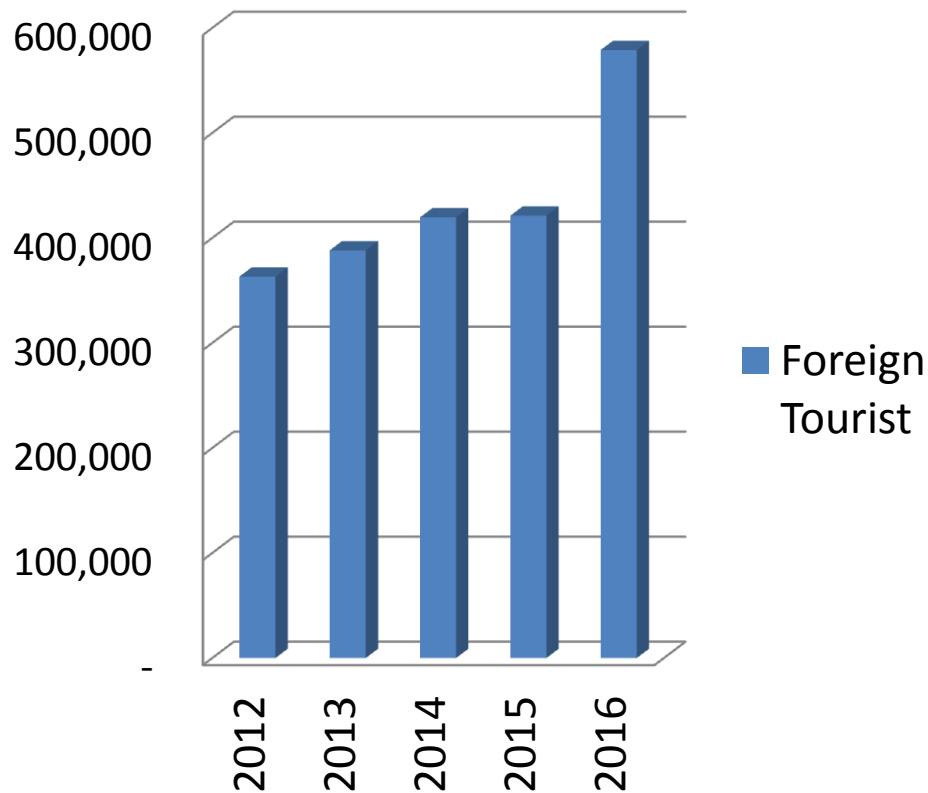
*Foreign and Domestic Tourist  
Attractive tourism destinations*



# Foreign and Domestic Tourist



Foreign tourist grow positively 9.78% annually



Domestic tourist grow positively 7.89% annually



# Atractive Tourism Destination and Event

## ***Tourism Destination***

*551 attractions:*

- *182 nature*
- *110 cultures*
- *146 artificial*
- *31 special events*
- *147 tourism villages and 82 others*

## ***Tourism Event***

1. *Borobudur International Festival (BIF)*
2. *Cheng Ho International Festival*
3. *International Heritage Festival*
4. *Wayang International Festival*
5. *Jamu dan Kuliner International Festival*
6. *Pekan Batik International*
7. *Borobudur Jazz Music Festival*
8. *Jazz diatas awan (Dieng)*
9. *Orchestra International Festival*
10. *Solo Batik Carnival*
11. *Dieng Culture Festival*
12. *International Traditional Ship Festival*
13. *Sail Karimunjawa Beach*
14. *Borobudur Travel Mart & Expo (BTMX)*



# Top Tourism Destination



1



**Borobudur Temple**

3



**Dieng Plateau**



2



**Karimunjawa Marine Tourism**



4

**Sangiran Early Man Site**





# Tourism Event in Central Java







# TRADE

*Export Growth*

*Trade Between Central Java and  
Russia*

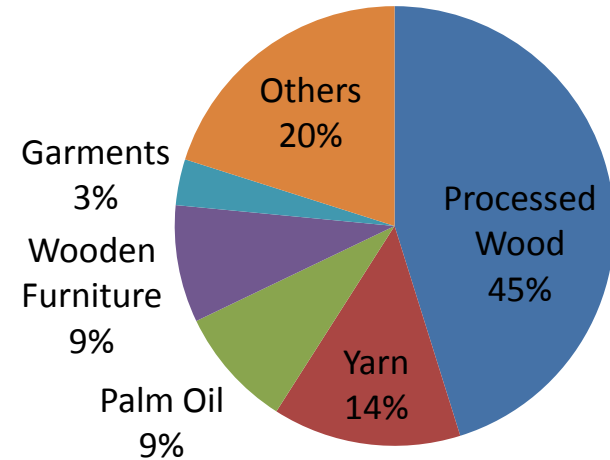
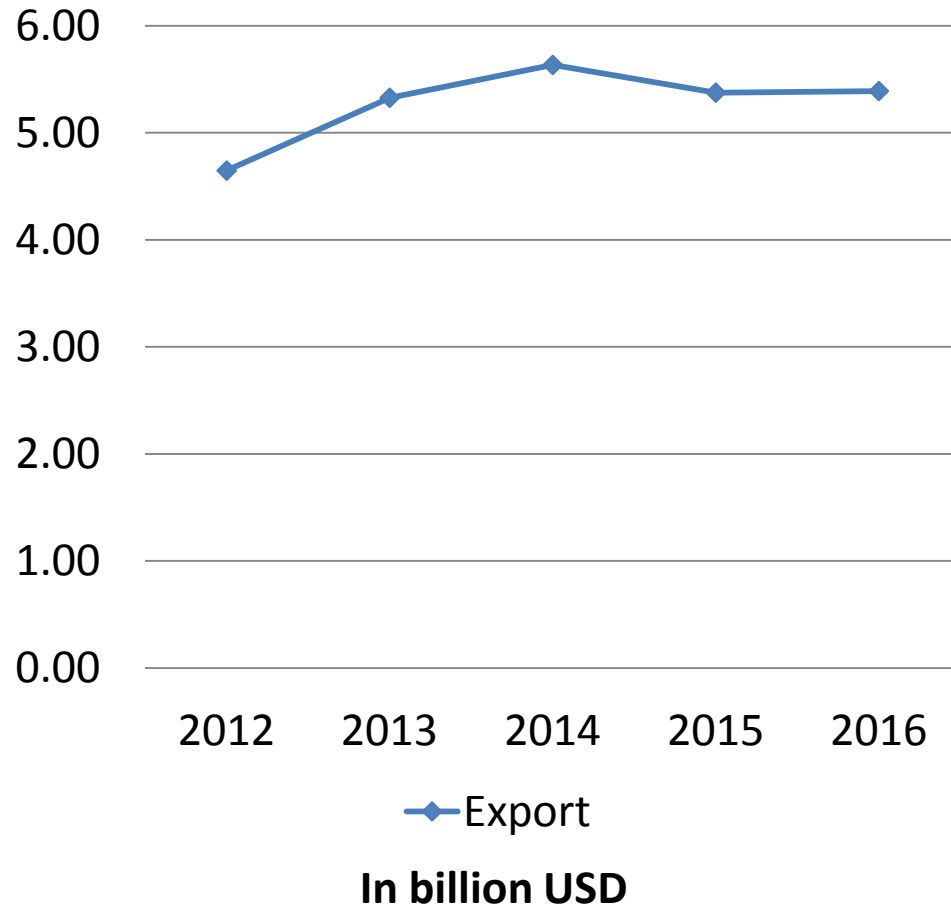
*Premium Products of Central Java*

# Export Growth



## Export Main Commodities (2013 – 2016)

Grow positively 5% annually



## Export Destination Country :

No	Oil & Gas	Non Oil & Gas
1	Malaysia	People's Republic of China (PRC)
2	Singapore	Australia
3	People's Republic of China (PRC)	USA
4	Japan	South Korea
5	Vietnam	Japan



# Trade between Central Java and Russia



## Main Export Commodities:

1. Animal/vegetable fats, oil and waxes
2. Apparel and clothing, leather, saddlery & harness, handbag
3. Stone plaster, cement, asbestos, mica
4. Furniture & ceramics
5. Wood & wood articles, wood charcoal

## Main Import Commodities:

1. Wheat
2. Asbestos
3. Mineral or chemical fertilizers
4. Zinc
5. Potassium Sulfate

## Trade Opportunities

# Premium Products of Central Java

## Coffee



## Batik



## Peanuts



## Handicraft

1. Wooden Handicraft
2. Woven Handicraft
3. Metal Handicraft



## Spa Product







# INVESTMENT

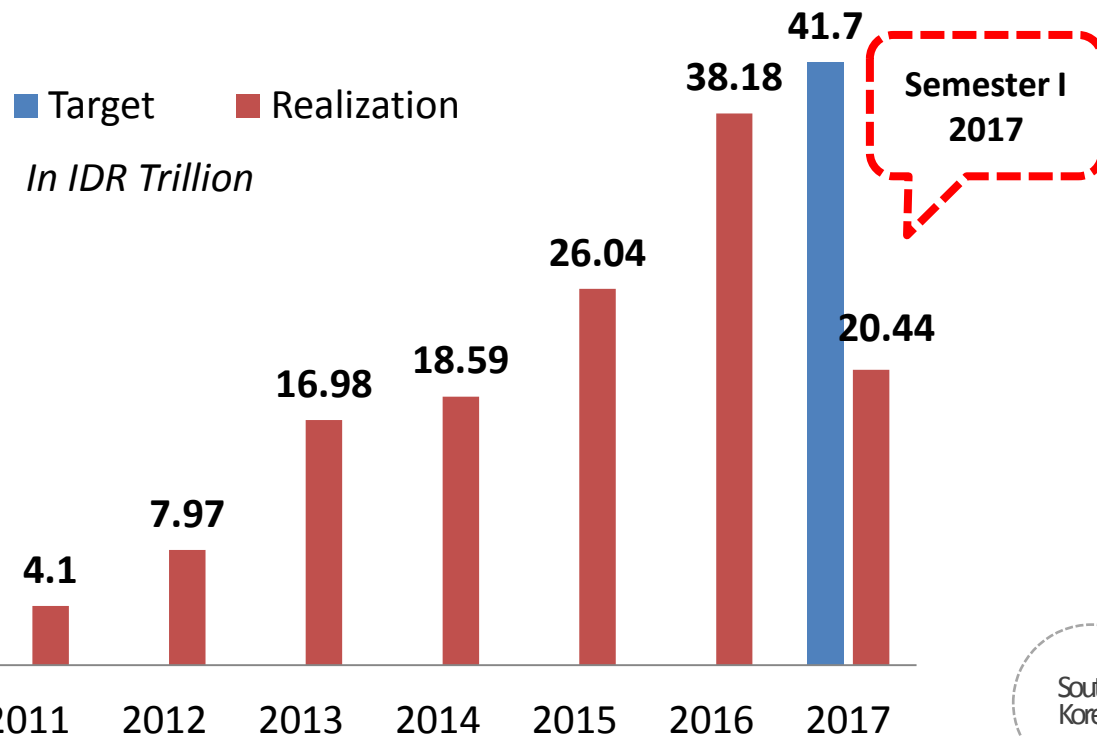
*Investment Performance*

*Priority Sectors for Investment*

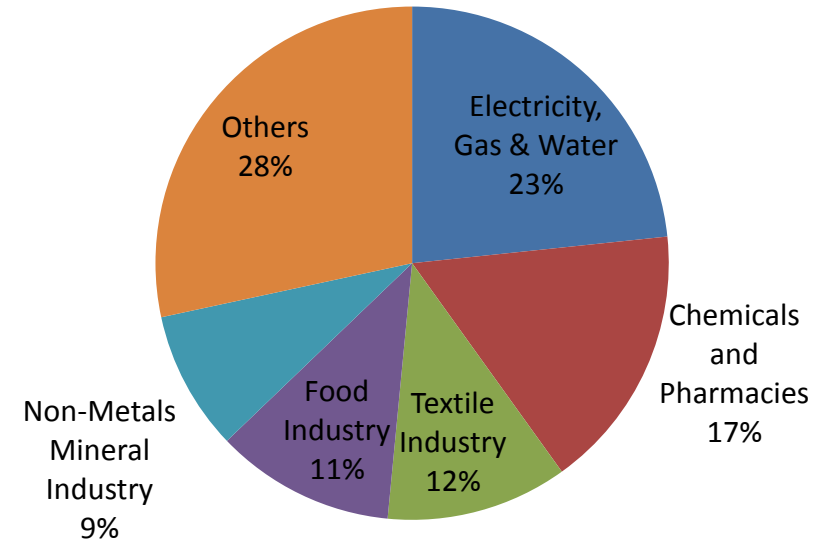


# Investment Performance

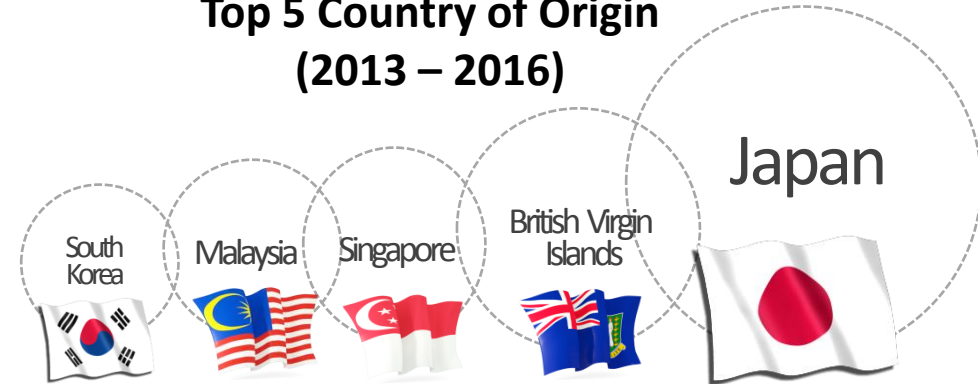
Grow positively 61% annually



Top 5 Sector  
(2013 – 2016)



Top 5 Country of Origin  
(2013 – 2016)






# Russian Investment in Central Java



**Wooden Furniture  
Industry**  
In Jepara Regency  
(PT. Red Wood Happy)



**Charcoal/Briquette  
Industry**  
In Semarang Regency  
(PT. Panda Charcoal)



**Trading Company**  
In Sukoharjo Regency  
(PT. Ugarit Golden Coal)



# Priority Sectors for Investment

## **Tourism**

1. **"Jateng Park"** Integrated Ecotourism Object (Plaza Park, Theme Park, Cultural Park, Water Park, Eco Safari, Eco Lodge, Retention Lake, Restaurant & Souvenir, and Rest Area)
2. **"Karimunjawa"** Integrated Marine Tourism Object
3. **"Tlogo Wening"** Eco Park

## **Manufacturing Industry**

Labor Intensive (textile, footwear, etc), Metal based (automotive and the components, heavy equipment, electricity components, medical equipment, etc), Furniture, Pharmaceutical, Food, Fish Processing

## **Infrastructure**

1. Development of Tanjung Bonang Seaport
2. Waste to Energy Powerplant in Surakarta Regional Area
3. New Industrial Estates

# “Jateng Park” Integrated Ecotourism Object



Cultural Park




Rest Area



Theme Park



Eco Lodge



Eco Safari



Water Park

**Culture**

**Green**

**Recreation**

## PROJECT TITLE

Development of “Jateng Park”  
Integrated Ecotourism Object

## PROJECT LOCATION

Wana Wisata Penggaron in Susukan  
Village, Ungaran Timur District,  
Semarang Regency (50 Ha)  
Land status is a Productive Forest Area  
managed by Perum Perhutani.

## PROJECT BACKGROUND

- The population of Central Java Province is 34 million as a local potential market.
- Visits of domestic tourists in 2016: 36.9 million people and foreign tourists: 579 thousand people.
- Close to the planned construction of a 10,000-hectare International Industrial Center equipped with housing.
- Close to cultural and heritage tourism (Borobudur Temple, Gedongsongo Temple).

## SCOPE OF WORK

Block plan: Theme park, Rest Area, Cultural Park,  
Water Park, Eco Safari, Eco Lodge

## ACCESSIBILITY

The location of Wana Wisata (WW) Penggaron is easily accessible from various cities in Central Java via vehicle lane. WW Penggaron can also be accessed by railway or Semarang Airport, by connecting with Bus vehicle. International and domestic flights are available daily and 27 cruises every year. The nearest airports from Penggaron are Ahmad Yani Airport (Semarang), Adi Soemarmo Airport (Solo), Adi Sucipto Airport (Jogja).

## FINANCIAL ASPECT

Estimated Investment Value: US\$ 158 Million  
Investment Scheme: BOT Cooperation between Investor and PT PSS (affiliated company appointed by Perhutani as the manager of Penggaron Area)  
Project Fund Structure: Full Funding  
Cooperation period: 35 years

## CONTACT

▪ Mr. Nova  
Infrastructure and Natural Resources Bureau  
Central Java Provincial Government  
Mobile: +62812 255 7337  
Email: subbaghut.binprod@gmail.com



# “Karimunjawa” Integrated Marine Tourism Object

National Park Area

*Conservation of Marine Ecosystems*



SEAPORT



HOTEL & RESORT



MICE



POWERPLANT



AIRPORT



MANGROVE



WATER SUPPLY SYSTEM

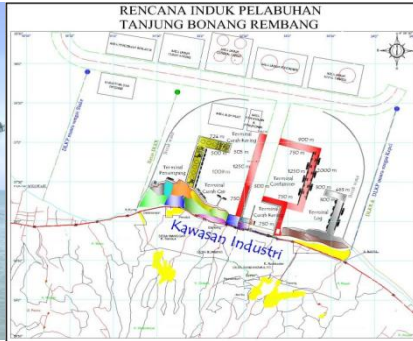


BEACH/MARINE  
TOURISM



WASTE MANAGEMENT

# Seaport Development in Rembang Regency



## PROJECT TITLE

Development of Tanjung Bonang Seaport

## PROJECT LOCATION

North coast of Central Java, Sendangmulyo Village, Sluke District, Rembang Regency

## PROJECT BACKGROUND

1. Tanjung Bonang Port is Located on the northern coast road which is the main road linking major cities in Java (Surabaya-Semarang-Jakarta).
2. Coastal area for the port development is provided along 8 km, and it is located away from residential areas.
3. The sedimentation rate is very low because of the contour of the beach.
4. The 5m LWS depth of the sea is achieved only at a distance of 400 meters from the beach.

## SCOPE OF WORK

1. **Construction of dry bulk terminal** (3 km jetty in 6 – 13m LWS, reclamation, access road, warehouse, crane, tag boat, sidewalks and drainage)
2. **Construction of container terminal** (2.1 km jetty in 13m LWS, reclamation, access road, sidewalks and drainage, stockpile yard, crane, tag boat)
3. **Construction of liquid bulk terminal** (1.5 km jetty in 13m LWS, reclamation, access road, sidewalks and drainage, 5 million liter tank capacity, tag boat and jetty supporting facilities)

## FINANCIAL ASPECT

Estimated Investment Value: Rp 2,45 Trillion

NPV: Rp 1,2 Trillion

IRR: 18.92%

Payback period: 5 years

## CONTACT

▪ Rofieq Pahlevi  
Head of Investment Section  
Investment and Licensing Service Agency of  
Rembang Regency  
Jl. Gatot Subroto No. 8 Rembang 59211  
Telp: +62295 693069  
Fax: +62295 693480  
Email : pm.kab.rembang@gmail.com

# Waste to Energy Powerplant



## PROJECT TITLE

Waste to Energy Powerplant

## PROJECT LOCATION

Surakarta Regional Area

## CONTACT

- Energy and Mineral Resources Agency of Central Java Province  
Jl. Madukoro AA-BB No. 44 Semarang 50144  
Telp: +6224 7608203/7610121  
Fax: +6224 7608379  
Mobile: +62857 5843 7975 (Haris)

## PROJECT BACKGROUND

Based on Presidential Decree No. 18 Year 2016 regarding the Acceleration of the development of Electricity from Waste Facilities in Jakarta, Tangerang, Bandung, Semarang City, Surakarta, Surabaya and Makassar City (hereinafter referred to as "the Presidential Decree No. 18/2016").

## SCOPE OF WORK

Construction of Waste to energy Powerplant in Surakarta Regional Area. Since the amount of waste in Surakarta yet to reach economies of scale (1,000 tons/day), the construction of powerplant needs cooperation with Karanganyar, Sukoharjo, Boyolali, Wonogiri, Sragen and Klaten Regencies called Surakarta Regional Area





# CONNECTIVITY & INFRASTRUCTURE

*Excellent connectivity to major infrastructure (airport and seaport)*

*Abundant energy*

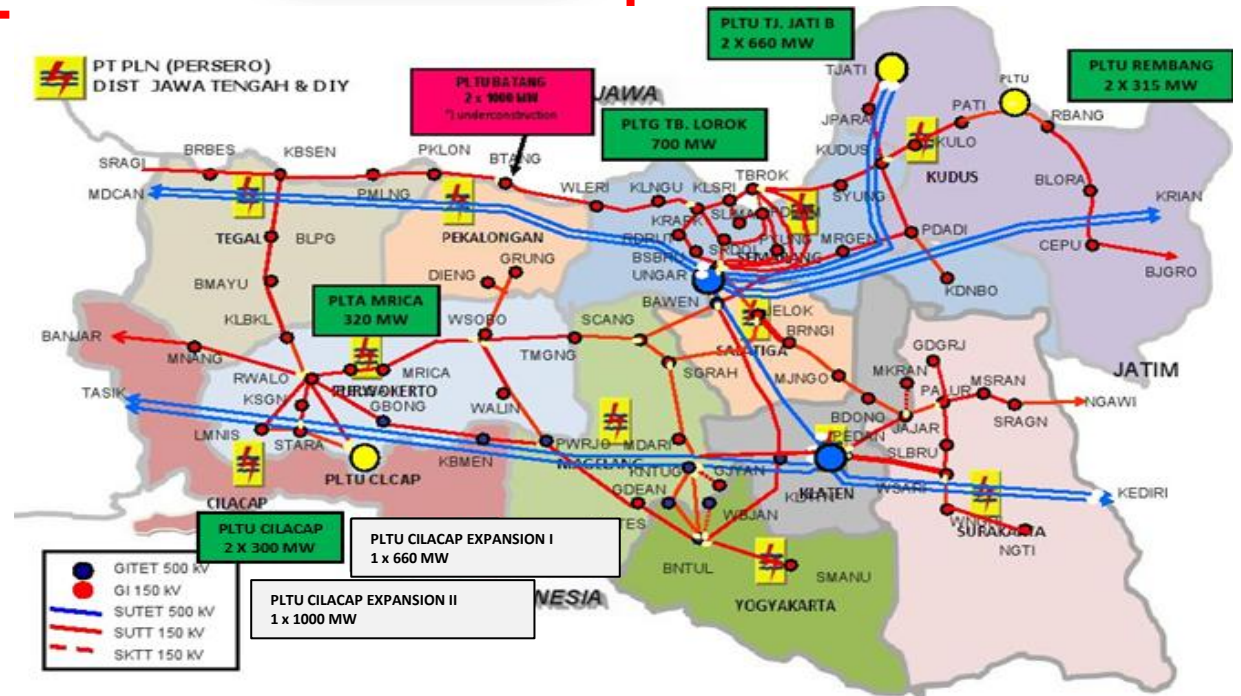
*Cost competitive and integrated industrial estates*





## 2 International Airports & Seaports

- Installed capacity in Central Java: 4,230 MW
- Additional power plant which is still under construction:
  - ✓ Batang: 2 x 1,000 MW
  - ✓ Cilacap Expansion II: 1 x 1,000 MW





# Industrial Estate

## Wijayakusuma Ind. Estate :

- Developer : PT. Kawasan Industri Wijayakusuma
- Location : Jl. Semarang – Kendal Km. 12 Smg
- Land Area : 250 ha
- Sold Area : 79 ha
- Available Land : 75 Ha (+96 ha on planning)
- Land Price : IDR 1.500.000,- /m2

## Jatengland Industrial Park Sayung:

- Developer : PT Jawa Tengah Lahan Andalan (Jateng Land)
- Location : Jl. Semarang – Demak km 14.7 Demak
- Land Area : 300 Ha
- Sold Land : 15 Ha
- Available land : 285 Ha
- Land Price : IDR 1.500.000,- /m2

## Bukit Semarang Baru Industrial Estate :

- Developer : PT. Karyadeka Alam Lestari
- Location : Jl. Semarang – Boja Km. 6 Mijen, Smg
- Land Area : 84 ha
- Sold Land : 57 ha
- Available land : 27 ha
- Land Price : IDR 2.500.000,- /m2

## Kendal Industrial Park:

- Developer : PT. Kawasan Industri Kendal
- Location : Jl. Semarang – Kendal Km. 12 Smg
- Land Area : 2,700 ha
- Sold Land : 32 Ha
- Available land : 828 ha (+1,080 ha on process + 760 ha on planning)
- Land Price : US\$ 100/m2





# Kendal Industrial Park (KIP)

## Water Supply



### Capacity

Total: 24,000 CMD

## Wastewater System



### Capacity

Total: 20,000 CMD

## Drainage System



- 3 no. main drain (8~10m width) discharge
- 2.5m above flood level
- Retention Pond: 420,000m<sup>3</sup>

## Road System



Internal asphalt road are conveniently connected and well maintained



KENDAL  
INDUSTRIAL  
PARK



## Power



### Capacity

Total: 600 MVA  
(150kV/20kV substation)

## Telecommunication



With (1080 lines)

- IDD
- Private Lease line
- Fiber Optic

## Security



24 hour security patrolling in the park

## Landscape & Housekeeping



Maintenance & housekeeping of landscape and common utilities in the park







# INCENTIVES

*One-stop service for investment*

*Workforce Availability*

*Competitive Labor*

# One-Stop Service (OSS)



Providing faster, simpler, more transparent & integrated services





# Workforce Availability



- 274 Universities, total graduates  $\pm$  103,000 per year
- 1,189 Vocational School, total graduates  $\pm$  150,000 per year
- Training Center, total graduates  $\pm$  1,200 per year



# Labor Minimum Wage (Lowest in Java Island)



Number of labor  
force (2016):  
**17.31 million**



NO	LOCATION	IDR	NO	LOCATION	IDR
1	Regency of Banjarnegara	1,370,000	18	Regency of Sukoharjo	1,513,000
2	Regency of Wonogiri	1,401,000	19	Regency of Boyolali	1,519,289
3	Regency of Rembang	1,408,000	20	Regency of Purbalingga	1,522,500
4	Regency of Brebes	1,418,100	21	Regency of Klaten	1,528,500
5	Regency of Pati	1,420,500	22	City of Surakarta	1,534,985
6	Regency of Sragen	1,422,586	23	Regency of Karanganyar	1,560,000
7	Regency of Temanggung	1,431,500	24	Regency of Magelang	1,570,000
8	Regency of Kebumen	1,433,900	25	Regency of Pekalongan	1,583,698
9	Regency of Grobogan	1,435,000	26	City of Salatiga	1,596,845
10	Regency of Blora	1,438,100	27	Regency of Jepara	1,600,000
11	Regency of Purworejo	1,445,000	28	Regency of Batang	1,603,000
12	City of Magelang	1,453,000	29	City of Pekalongan	1,623,750
13	Regency of Wonosobo	1,457,100	30	Regency of Cilacap	1,693,689
14	Regency of Pemalang	1,460,000	31	Regency of Kudus	1,740,900
15	Regency of Banyumas	1,461,400	32	Regency of Semarang	1,745,000
16	Regency of Tegal	1,487,000	33	Regency of Kendal	1,774,867
17	City of Tegal	1,499,500	34	Regency of Demak	1,900,000
			35	City of Semarang	2,125,000

Source : Governor Regulation No. 560/50 Year 2016

\* 1 USD = IDR 13,600





**VISIT OUR BOOTH**  
**@HERMITAGE**  
**GARDEN**  
**BOOTH NO.27-28**



**Thank You**